

Hands-On Art History: Pre-Historic Art, Egyptian Art, and Grecian Art

Dates: September 11- October 23, 2013 (7 weeks)

Instructor: Delores Peck


Objective: Students will examine major periods, genres, and artists in the timeline of human art history through interactive, hands-on exploration, and creative, mixed media projects. Each week students will examine photographs, prints, and examples of the featured art movement. The class will learn vocabulary, art history terms, themes, and the humanities context for each period. Students will be exposed to key points in history, politics, religion, and the sciences that influenced the art of the day. During the first week of a new theme, students will create an introductory project such as a copy work, tracing, and reproducing designs. During the second week of each art unit, students will tackle more involved projects such as clay sculptures and pottery, mosaic, and painting.

Preliminary Course Outline

Week Theme/Topic

Unit One: THE CAVE RAVE

- 1 Art is a Fundamental Part Of Life**
 - Discuss the fundamental need for self expression, search for spiritual origins of early man, marking time, desire for ornamentation, demonstration of pride: Lascaux, and Chauvet caves in France. Discuss the geography/climate of southern France 's Dordogne Region, remote geography lends itself to cave preservation, climate is moist- allows ease of wall carvings.
 - **Project Week 1:** Make a chart of your Fundamental needs, use magazines clipping; replicate Lascaux drawings on paper, trace simple primitive stone age animals on weathered butcher block paper, then onto stone tiles



Compass Homeschool Enrichment LLC

2.

CH ..CH... CH... CHANGES..... developments in Prehistoric Art

- Evolution of Cave art from mere drawings, to refined paintings, sculpture/ornamentation--first impetus at self identification and adornment, "I AM SPECIAL."
- **Project Week 2:** large class-wide butcher paper cave drawing, plus primitive sculpture out of clay, such as the Willendorf Madonna or carvings on clay "antlers"

Unit One Special Vocabulary: Cave, charcoal, ochre, pigment, pre-history, history, paleolithic, mesolithic, neolithic, magdalenian era, aurochs,

Unit Two: DRAW LIKE AN EGYPTIAN

3.

Nile Files: Development of the civilization of Egypt: Fine Art Fit For a God!

- Discussion of northern Africa: climate , geography, raw materials, location of rivers, sea outlets, nature of desserts and effect on society (contributes to the formation of clans for survival), but nomadic clans migrated to early cities in Egypt to eventually form dynasties. Review the initial development of wall paintings as political and religious works; point out odd dimensional representations: face painted to side, torso front, legs side-why did they paint in this odd manner?
- **Project week 3:** trace sample works from the Tomb of Tutankhamun , make your own pharaonic representation

4.

Hand Made: Development of Egyptian sculpture, and architecture


- Development of objects for use in adoration, religious worship and everyday use.
- **Project week 4:** make a clay pot, four canopic jar, or decorated sarcophagus

Compass Homeschool Enrichment LLC

PO Box 21, Centreville, VA 20122

Office: 703-544-5332 Fax: 703-562-1930

E-mail: admin@compassclasses.com Website: www.compassclasses.com



Compass Homeschool Enrichment LLC

Unit 2 Special Vocabulary: Old Kingdom, New Kingdom, Upper Egypt, Lower Egypt, shaduf, delta, sculpture, relief, bas relief, sphinx, mastabas, pyramid, step pyramid, Luxor, Karnak, Queen Hatshepsut, Tutankhamun, limestone

Unit Three: GREECE IS THE WORD

5. Jars of clay or works of art?

- Discuss the geography of Greece, raw materials, access to sea and land routes, organization of society (away from clans toward “polis” or city). Speak about the importance of trade in spreading ideas and accumulating wealth for the Greeks (and with wealth the rise of warfare). Note the rise of famous named artists in Greece during the Classical period. For the first time, artistic schools were established as institutions of learning. Among the most famous was the school at Sicyon in the Peloponnese, which emphasized a cumulative knowledge of art, the foundation of art history. Greek artists also traveled more extensively than in previous centuries. The sculptor Skopas of Paros traveled throughout the eastern Mediterranean for his commissions, among them the Mausoleum at Halicarnassos, one of the seven wonders of the ancient world. Learn about amphorae and their role in domestic life and trade.

- **Project week 5:** copy vase designs on paper, make a clay vase

6. Rock Hard Beauty


- Development of sculpture and meaning of classical hand gestures and poses in oration: why would these gestures be helpful in understanding an oration?
- **Project week 6:** paint vases or make a clay sculpture

Compass Homeschool Enrichment LLC

PO Box 21, Centreville, VA 20122

Office: 703-544-5332 Fax: 703-562-1930

E-mail: admin@compassclasses.com Website: www.compassclasses.com



Compass Homeschool Enrichment LLC

Unit Three Special Vocabulary: marble, doric, ionic, corinthian, polis, city-state, archaic, hellenistic, classical, Phidias, Myron (Discobolus) , Acropolis, Athens, Sparta, Delos, Polykleitos of Argos (the Diadoumenos), The Golden Age of Greece, Pericles, the vase painters: Douris, Makron, and Kleophrades, Athenian sculptor Praxiteles (Aphrodite of Knidos,)

7. Weaving Together Art from These Three Cultures:

- Think about how art forms develop and change, refine themselves, and adapt themselves to the raw material at hand and the geography of a region (common theme of carvings from all cultures: prehistoric, Egyptian, Grecian but materials/size differs according to location).
- **Project week 7:** sample food from these three cultures

Compass Homeschool Enrichment LLC

PO Box 21, Centreville, VA 20122

Office: 703-544-5332 Fax: 703-562-1930

E-mail: admin@compassclasses.com Website: www.compassclasses.com